



Language Echolot

User guide

Version 0.5

C) Josef Pirkl 2012

[Web pages](#)

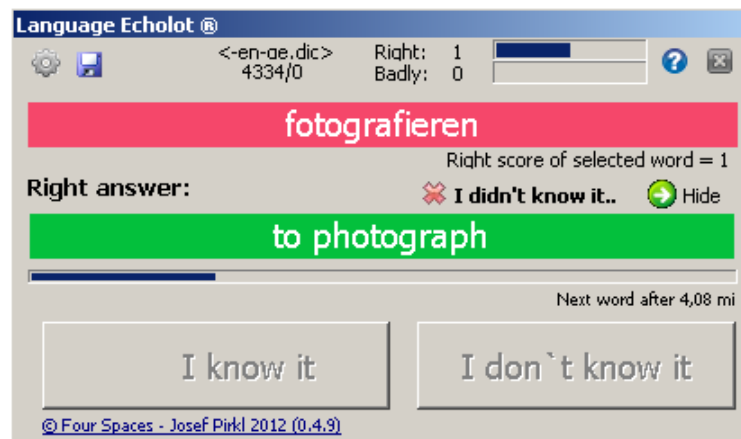
Sorry for my English :-)

Author cannot take any responsibility for the application`s results.

PROGRAM	4
1.1 Do you know ?	4
1.2 How it works ?	4
1.3 License	5
1.3.1 License – details.....	5
1.3.2 Project sponsoring.....	6
1.4 Installation / uninstallation	6
1.4.1 Advice - saved settings from old version.....	6
1.4.2 Version changes.....	6
1.5 Contact	6
2. TUTORIAL	7
2.1.1 Example 1 – How it works	7
2.2 Application organization	9
2.3 Settings dialog.....	9
2.4 Save	10
3. LANGUAGE ECHOLOT EDITOR	11
4. APPENDIX	12
4.1 Version changes.....	12
4.2 Images list.....	13

Program

Language Echolot is special learning application especially developed for practice in languages skills. Special new learning method, when user make for himself self-rating, improving the experiences with problem`s words. In addition with **Language Echolot Editor** user could prepare new own dictionaries from any area for next testing.



Picture 1 - "Language Echolot" program

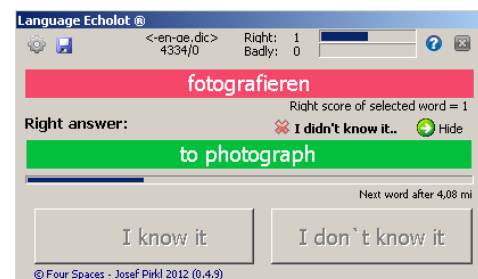
Easy example especially for a new user you can find [here](#).

1.1 Do you know ?

..that when you install this product on yours working computer (with standard delay 4-5 minutes between words), you can repeat about 100 words every day ?

1.2 How it works ?

1. Use existing dictionary (.dic) – or create your with “**Language Echolot Editor**”.
2. Run application. Application is running on the background and is activated once every 5 minutes (default value).
3. Application is shown -> “**Do you know translation of this word ?**”
4. a) **YES** -> right translation is showed. Application waiting (default) 5 second.
You can tell to application, that you really didn't know this word.
5. b) **NO**-> right translation is showed. Application waiting (default) 5 second.
6. Application is minimized and is activated with the other word in 5 minutes again.



1.3 License

Program is distributed as shareware. Trial (DEMO) version is limited for 25 words from the active dictionary. After payment 4.99 Euro you get licence file for full using.

The author won't take any responsibility for any damages this software will occur.

1.3.1 License – details

This is a legal agreement between you, the "END USER", and JOSEF PIRKL Corporation. Use of this software LANGUAGE ECHOLOT (the "SOFTWARE") written by JOSEF PIRKL indicates your acceptance of these terms.

1. **GRANT OF LICENSE.** JOSEF PIRKL hereby grants you the right to use the SOFTWARE on a single computer. The SOFTWARE is considered in use on a computer when it is loaded into temporary memory or installed into permanent memory.

2. **PROPRIETARY RIGHTS.** The SOFTWARE is owned exclusively by JOSEF PIRKL, and this license does not transfer any ownership of the SOFTWARE to you.

3. **NON PERMITTED USES.** You may not translate, reverse program, disassemble, decompile or otherwise reverse engineer the SOFTWARE.

4. **NO WARRANTY. THIS SOFTWARE IS LICENSED TO YOU "AS IS," AND WITHOUT ANY WARRANTY OF ANY KIND, WHETHER ORAL, WRITTEN, EXPRESS, IMPLIED OR STATUTORY, INCLUDING BUT NOT LIMITED TO WARRANTIES OF MERCHANTABILITY AND FITNESS FOR A PARTICULAR PURPOSE. JOSEF PIRKL DOES NOT WARRANT THAT THIS SOFTWARE DOES NOT INFRINGE ANY RIGHTS OF THIRD PARTIES.**

5. **LIMITATION OF LIABILITY.** JOSEF PIRKL grants the license to the SOFTWARE hereunder and the END USER accepts the use hereof on an "AS IS" and "WITH ALL FAULTS" basis. Furthermore, the END USER understands and agrees that IN NO EVENT WILL JOSEF PIRKL OR ANY OF ITS SUPPLIERS BE LIABLE TO LICENSEE FOR SPECIAL OR CONSEQUENTIAL DAMAGES which might arise out of or in connection with the performance or non-performance of this Agreement or of the SOFTWARE hereunder, even if JOSEF PIRKL has been advised of the possibility of such damages, INCLUDING, BUT NOT LIMITED TO, LOST PROFITS due to errors, inaccuracies, omissions, incompleteness or insufficiency of the SOFTWARE or materials, nor for the usefulness of the SOFTWARE to the END USER. In no event shall JOSEF PIRKL'S liability related to any of the SOFTWARE exceed the license fees, if any, actually paid by you for the SOFTWARE. JOSEF PIRKL shall not be liable for any damages whatsoever arising out of or related to the use of or inability to use the SOFTWARE, including but not limited to direct, indirect, special, incidental, or consequential damages.

1.3.2 Project sponsoring

Program is free for personal use and for students. BUT, you can help in next program development by sponsoring across *PayPal* by using link from application.

1.4 Installation / uninstallation

Run setup.exe and install program. For uninstallation use created windows menu option.

1.4.1 Advice - saved settings from old version

If you have some older version and if you install new, let in the destination application directory your old setup file: **setup.xml**. If new version finds this old setup file, it will use it to try read your saved settings.

1.4.2 Version changes

Version changes are completely described in Appendix [here](#).

1.5 Contact

Contact addresses. All suggestions for better program improvement will be welcomed.

Josef Pirkl, Four Spaces

Lucni 1799

Chocen 565 01

Czech Republic - EU

<mailto:TimeSeriesAnalyzer@gmail.com>

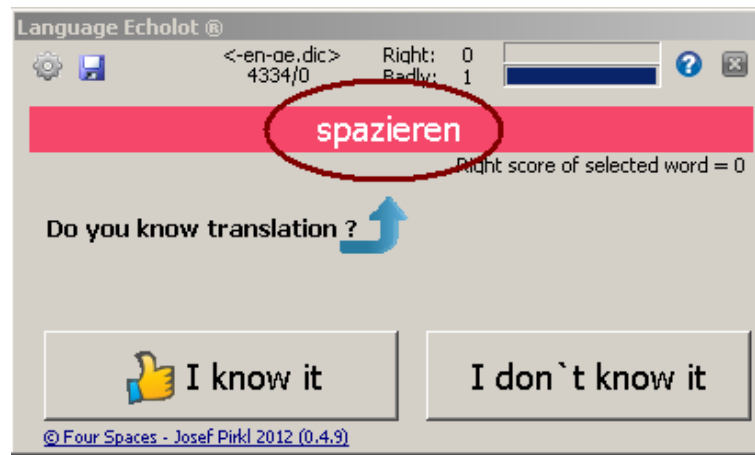
www.josefpirkl.com/software.php

2. Tutorial

This chapters shows some basic example for newcomers.

2.1.1 Example 1 – How it works

1. Run the application.
2. Program show you randomly selected word from selected dictionary. The dictionary could exists, or, you can created yours own.

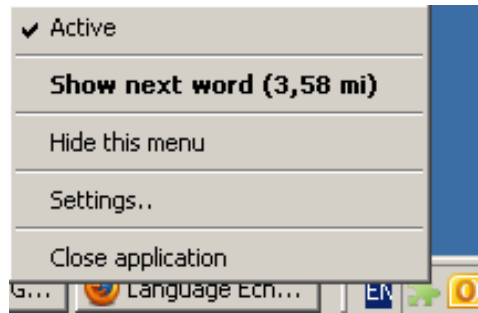


3. **Do you know translation ?** Select one of two bottom buttons.
4. If you thing that yes, is shown right response. Application waiting (default) 7 second. You can tell to application, that you really didn't know this word.

If you don`t know, is shown right response too. Application waiting (default) 7 second.



5. After this 7 second is application minimalized. You can find it in windows toolbar.



Picture 2 - Menu of minimalized application in windows toolbar


6. After (default) 4 minutes is application activated again – again is shown.

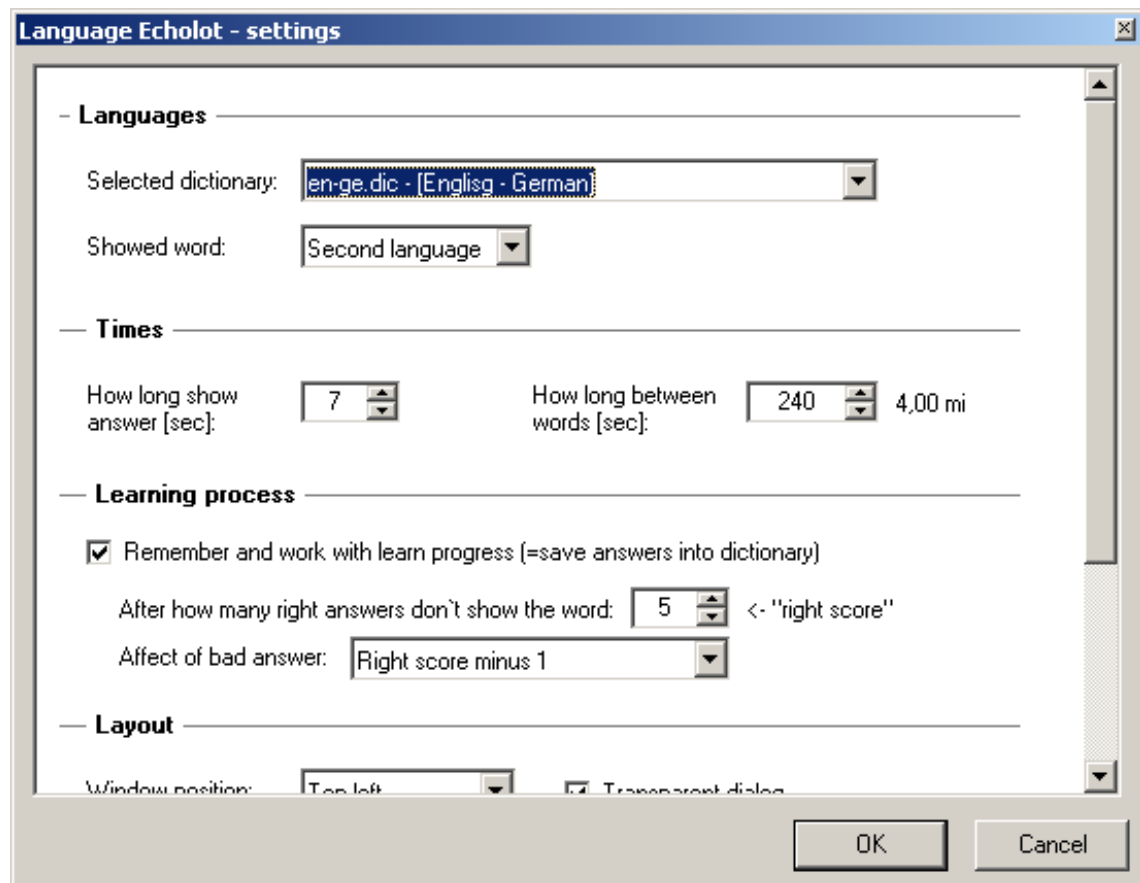
2.2 Application organization

All dictionary must be saved into `\dictionary` subdir. Backup of this dictionary is performed into `\dictionary\backup` subdir.

Control of application is very easy. There exists only a few buttons.

2.3 Settings dialog

Alter click on this button , is shown “Settings” dialog.




Picture 3 – Settings dialog

In this menu you can make program settings, especially you can select you dictionary and used language.

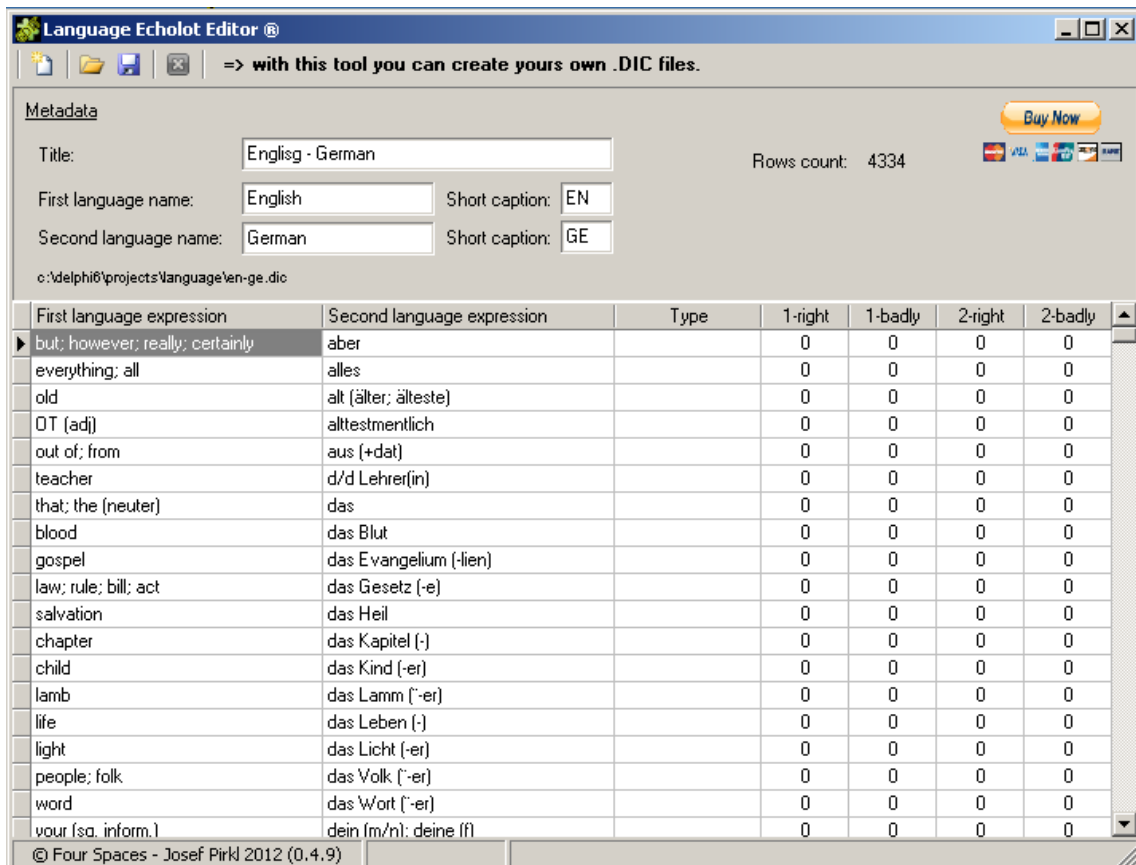
You is important – in section “Learning process” you can manage “**right score**”, that is limit, after when is the word removed from “offer of words” for translation.

2.4 Save

You can continuously save  your learning progress (if it is enabled in “**Settings**” dialog) back into dictionary file. Otherwise is that saving performed by ending of application.

3. Language Echlot Editor

You can create you own dictionary by using „**Language Echlot Editor**“.



Picture 4 – “Language Echlot Editor” for making your own new dictionaries

File (=dictionary) must be saved into “\dictionary” subdir.

TIP: In the grid (table) of that application you can copy (CTRL+C) or paste (CTRL+V) data into/from Excel.

4. Appendix

4.1 Version changes

Information's about version changes has been moved into this [web address](#).

4.2 Images list

Picture 1 - "Language Echolot" program.....	4
Picture 2 - Menu of minimalized application in windows toolbar	8
Picture 3 – Settings dialog.....	9
Picture 4 – “Language Echolot Editor” for making your own new dictionaries	11