Chart 151

RA:23.22;0.50 DEC:-7.39;-28.17 (J2000)



Chart 152

RA:22.72;0.00 DEC:-25.17;-45.94 (J2000)

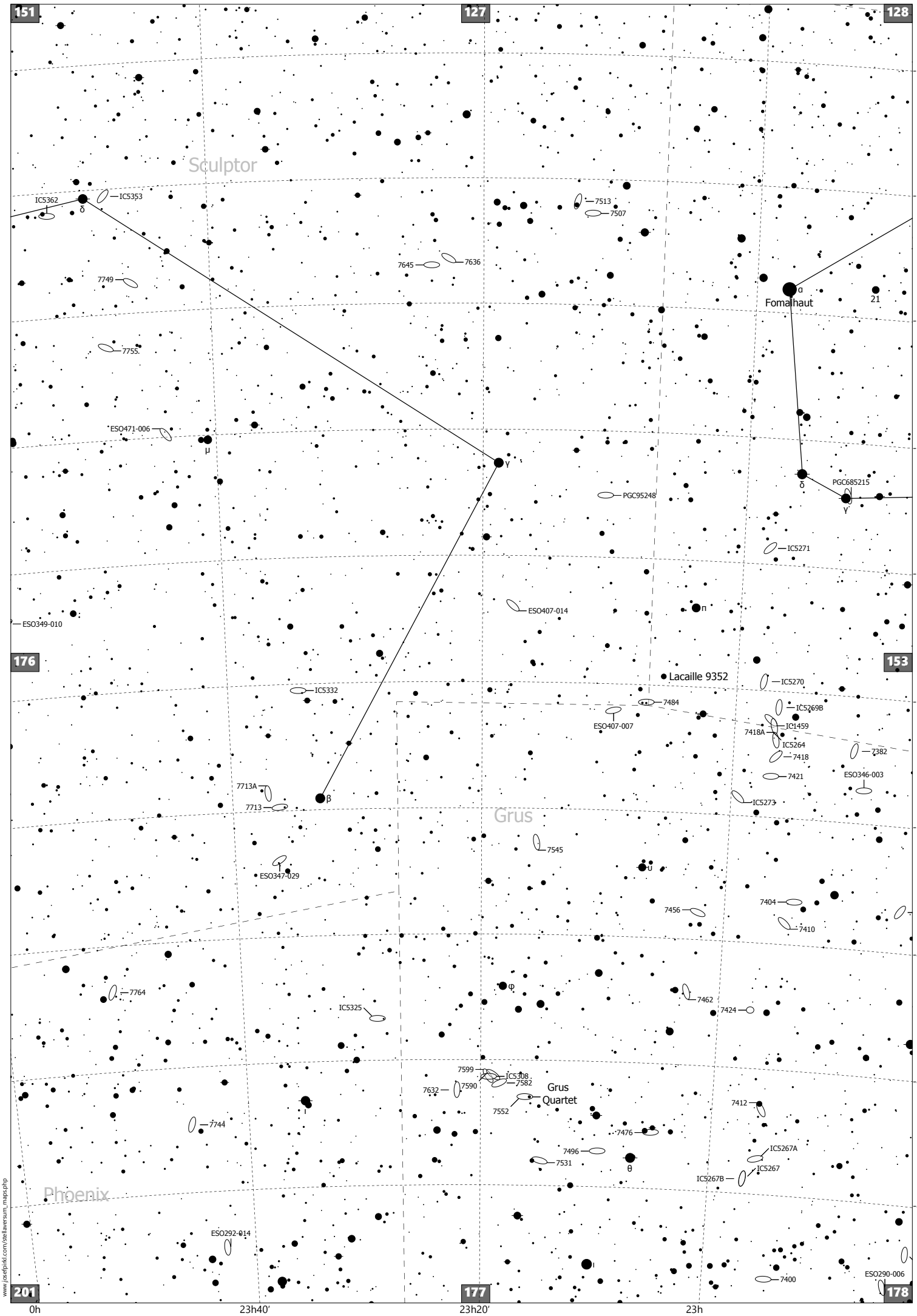

www.josefpirkl.com/stellaversum_maps.php

Chart 153

RA:21.74;23.02 DEC:-25.17;-45.94 (J2000)

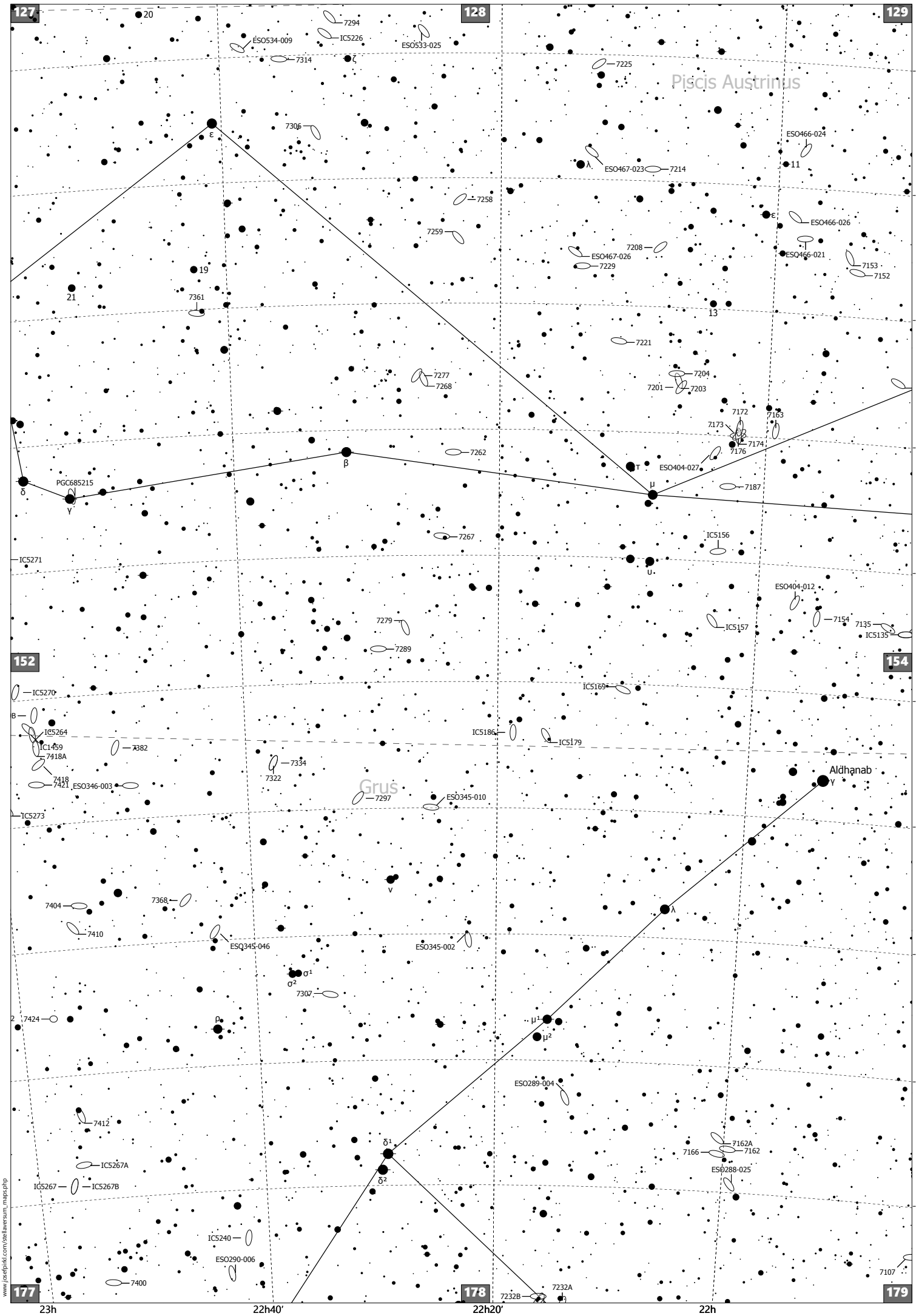

www.josefpirkl.com/stellaversum_maps.php

Chart 154

RA:20.76;22.04 DEC:-25.17;-45.94 (J2000)



www.josepirkl.com/stellaversum_maps.php

Chart 155

RA:19.78;21.06 DEC:-25.17;-45.94 (J2000)



www.josepirkl.com/stellaversum_maps.php

Chart 156

RA:18.80;20.08 DEC:-25.17;-45.94 (J2000)



www.josepirkl.com/stellaversum_maps.php

Chart 157

RA:17.82;19.10 DEC:-25.17;-45.94 (J2000)



Chart 158

RA:16.85;18.12 DEC:-25.17;-45.94 (J2000)



Chart 159

RA:15.87;17.15 DEC:-25.17;-45.94 (J2000)



Chart 160

RA:14.89;16.17 DEC:-25.17;-45.94 (J2000)



www.josefpirkl.com/stellaversum_maps.php

Chart 161

RA:13.91;15.19 DEC:-25.17;-45.94 (J2000)



Chart 162

RA:12.93;14.21 DEC:-25.17;-45.94 (J2000)



www.josefpirkl.com/stellaversum_maps.php

Chart 163

RA:11.95;13.23 DEC:-25.17;-45.94 (J2000)



www.josefpirkl.com/stellaversum_maps.php

Chart 164

RA:10.97;12.25 DEC:-25.17;-45.94 (J2000)



www.josefpirkl.com/stellaversum_maps.php

Chart 165

RA:9.99;11.27 DEC:-25.17;-45.94 (J2000)



www.josefpirkl.com/stellaversum_maps.php

Chart 166

RA:9.01;10.29 DEC:-25.17;-45.94 (J2000)



Chart 167

RA:8.03;9.31 DEC:-25.17;-45.94 (J2000)



Chart 168

RA:7.05;8.33 DEC:-25.17;-45.94 (J2000)



www.josepirkl.com/stellaversum_maps.php

Chart 169

RA:6.07;7.35 DEC:-25.17;-45.94 (J2000)



www.josefpirkl.com/stellaversum_maps.php

Chart 170

RA:5.09;6.37 DEC:-25.17;-45.94 (J2000)



www.josefpirkl.com/stellaversum_maps.php

Chart 171

RA:4.11;5.39 DEC:-25.17;-45.94 (J2000)



Chart 172

RA:3.14;4.41 DEC:-25.17;-45.94 (J2000)



www.josefpirkl.com/stellaversum_maps.php

Chart 173

RA:2.16;3.44 DEC:-25.17;-45.94 (J2000)

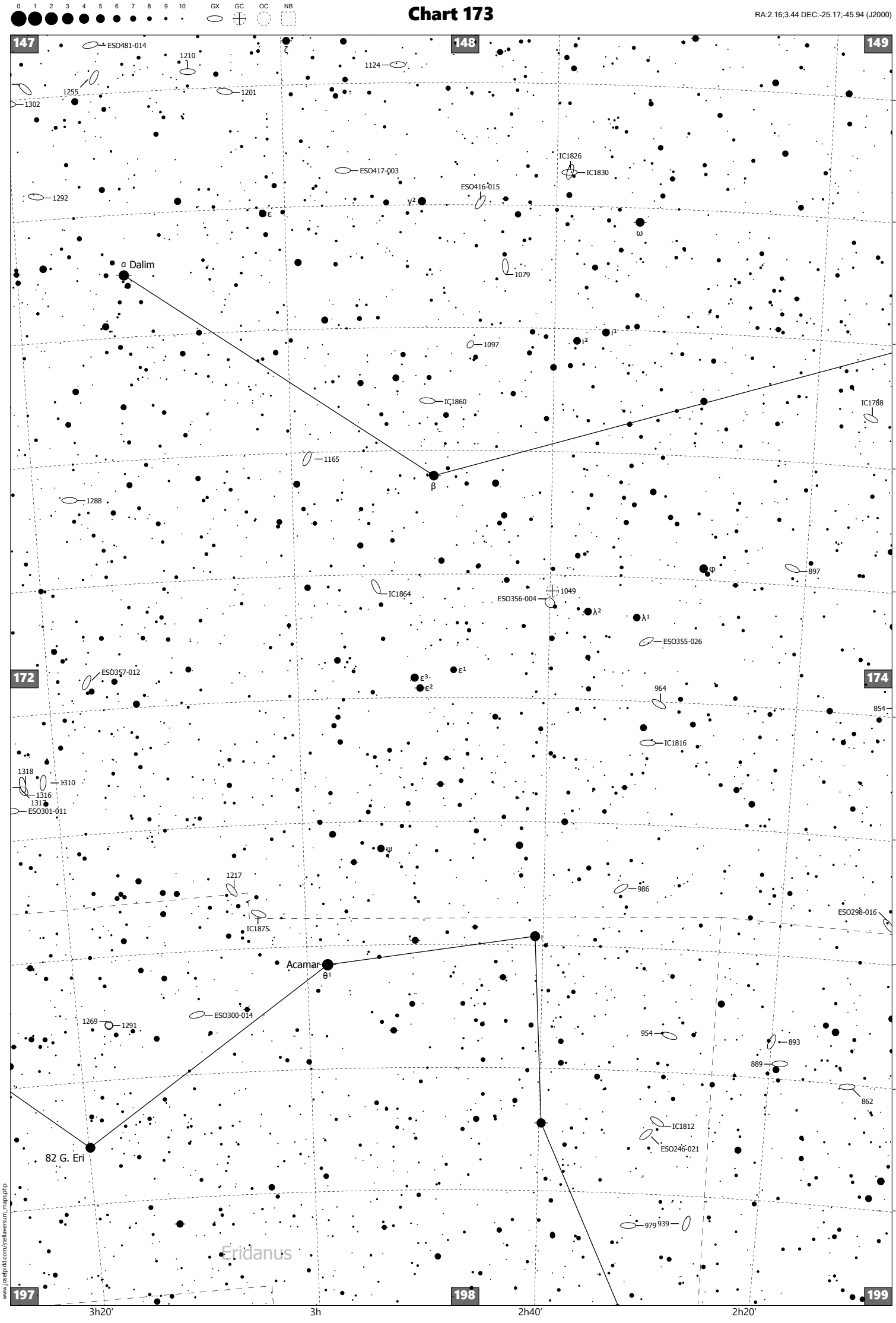

www.josefpirkl.com/stellaversum_maps.php

Chart 174

RA:1.18;2.46 DEC:-25.17;-45.94 (J2000)



www.josefpirkl.com/stellaversum_maps.php

Chart 175

RA:0.20;1.48 DEC:-25.17;-45.94 (J2000)



www.josefpirkl.com/stellaversum_maps.php

Chart 176

RA:23.22;0.50 DEC:-25.17;-45.94 (J2000)



www.josefpirkl.com/stellaversum_maps.php

Chart 177

RA:22.72;0.00 DEC:-42.94;-63.72 (J2000)



www.josefpirkl.com/stellaversum_maps.php

Chart 178

RA:21.74;23.02 DEC:-42.94;-63.72 (J2000)



Chart 179

RA:20.76;22.04 DEC:-42.94;-63.72 (J2000)



www.josefpirkl.com/stellaversum_maps.php

Chart 180

RA:19.78;21.06 DEC:-42.94;-63.72 (J2000)



www.josefpirkl.com/stellaversum_maps.php